

**NEW MULTISPIRAL - NO SKIVE**



## NEW MULTISPIRAL FITTINGS - NO SKIVE

The new fittings range is a no-skive solution for high pressure spiral hose available in one piece and two pieces solution.

### MAIN FEATURES

- // No-skive
- // **Range:** from 1/4 inch to 2 inch sizes in one-piece solution and from 3/8 to 2" in two-pieces solution
- // **Working pressures:** up to 6000 psi (420 bar)
- // **Main applications:** construction equipment, agricultural machines, mining
- // **Suitable for:** aftermarket and maintenance activities, on-site repairs especially

### ADVANTAGES

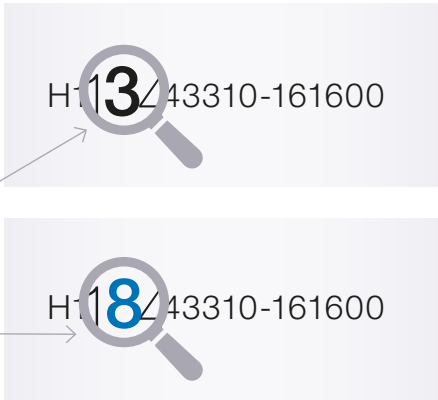
- // C18S, only one fitting suitable for both 4 spiral and 6 spiral hose – warehouse optimization
- // H18, two pieces No Skive, only one Ferrule suitable for both 4 spiral and 6 spiral hose – warehouse optimization
- // No need of skiving equipment, no odor and dust (consequence of the hose cover removal)

## // HOW TO SELECT THE RIGHT CODE

### TWO PIECES NO SKIVE

It's easy to recognize the new product codes from the old ones: the **third alphabetical number** just **switch from 3 (old one) to 8 (new one)**.

Type	Item Code	Product Code
MULTISPIRAL	1226224	H1343310-161600
<b>NEW MULTISPIRAL</b>	1255817	<b>H1843310-161600</b>



### ONE PIECE NO SKIVE

It's easy to recognize the new product codes from the old ones: the **third and fourth alphabetical number** just **switch from 26 (old one) to 8S (new one)**.

Type	Item Code	Product Code
MULTISPIRAL	1216123	C12643610-16100
<b>NEW MULTISPIRAL</b>	1255820	<b>C18S43610-16160</b>



## // FERRULE SELECTION CHART

### // NO SKIVE FERRULE FOR MULTISPIRAL FITTINGS

Hose	Table n°	-06 DN 10 3/8"	-08 DN 12 1/2"	-10 DN 16 5/8"	-12 DN 19 3/4"	-16 DN 25 1"	-20 DN 32 1 1/4"	-24 DN 38 1 1/2"	-32 DN 51 2"
ALFABIOTECH 4000	275							H1300NS4	H1300NS4
ALFABIOTECH 5000 - 4S	276				H1300NS4	H1300NS4	H1300NS4		
ALFABIOTECH 5000 - 6S	280							H1300NS6	H1300NS6
ALFABIOTECH 5000 PLUS	277				H1300NS4	H1300NS4			
ALFABIOTECH 6000 - 4S	278				H1300NS4	H1300NS4			
ALFABIOTECH 6000 - 6S	282						H1300NS6		
ALFABIOTECH EVOLUTION 4000	325							H1300NS4	H1300NS4
	726							H1800NSS	H1800NSS
ALFABIOTECH EVOLUTION 5000	326				H1300NS4	H1300NS4	H1300NS4	H1300NS6	H1300NS6
	727			H1800NSS <b>NEW</b>	H1800NSS	H1800NSS	H1800NSS	H1800NSS	H1800NSS
ALFABIOTECH EVOLUTION 5000 PLUS	327				H1300NS4	H1300NS4			
	728				H1800NSS	H1800NSS			
ALFABIOTECH EVOLUTION 6000	328				H1300NS4	H1300NS4	H1300NS6		
	729	H1800NSS <b>NEW</b>	H1800NSS <b>NEW</b>	H1800NSS <b>NEW</b>	H1800NSS	H1800NSS	H1800NSS	H1800NSS <b>NEW</b>	

### // ALFACRIMP - ONE PIECE NO SKIVE

Hose	Table n°	-04 DN 6 1/4"	-06 DN 10 3/8"	-08 DN 12 1/2"	-10 DN 16 5/8"	-12 DN 19 3/4"	-16 DN 25 1"	-20 DN 32 1 1/4"	-24 DN 38 1 1/2"	-32 DN 51 2"
ALFABIOTECH 3000	213							C124	C124	C124
ALFABIOTECH 4000	241		C124	C124	C124	C124	C124			C126
ALFABIOTECH 5000	244						C124			
	246					C126	C126	C126	C126	C126
ALFABIOTECH 6000	214					C126	C126	C126		
ALFABIOTECH EVOLUTION 3000	725							C12A	C12A	C12A
	718							C18S	C18S	C18S
ALFABIOTECH EVOLUTION 4000	329		C124	C124	C124	C124	C124			
	330							C126		
	719		C18S	C18S	C18S	C18S	C18S	C18S <b>NEW</b>	C18S <b>NEW</b>	C18S
ALFABIOTECH EVOLUTION 5000	331					C126	C126	C126	C126	C126
	720				C18S <b>NEW</b>	C18S	C18S	C18S	C18S	C18S
ALFABIOTECH EVOLUTION 5000 PLUS	721					C18S <b>NEW</b>	C18S <b>NEW</b>			
ALFABIOTECH EVOLUTION 6000	335					C126	C126	C126		
	722	C18S <b>NEW</b>	C18S <b>NEW</b>	C18S <b>NEW</b>	C18S <b>NEW</b>	C18S	C18S	C18S	C18S <b>NEW</b>	

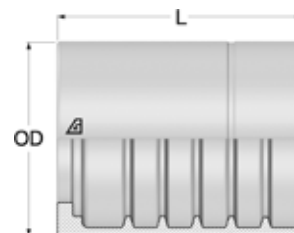


## // MULTISPIRAL FITTINGS - TWO PIECES - NO SKIVE

// FERRULES.....	5	// NPTF INSERTS.....	13
// BSP INSERTS.....	6	// ORFS INSERTS.....	14
// DIN METRIC INSERTS.....	8	// SAE FLANGES.....	16
// JIC 37° INSERTS.....	10	// SUPERCAT FLANGES.....	19

Design and dimensions shown may be changed without prior notice

## // FERRULES

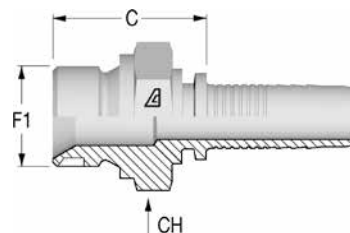
// H1800NSS **NEW****Multispiral No-Skive Ferrule**

Item Code	Product Code	ID (Dash)	ID (mm)	ID (in)	Ferrule OD (mm)	L (mm)
1255743	H1800NSS-060000	6	10,0	3/8"	29,0	37,0
1255796	H1800NSS-080000	8	13,0	1/2"	31,0	40,0
1255833	H1800NSS-100000	10	16,0	5/8"	38,0	44,3
1255868	H1800NSS-120000	12	19,0	3/4"	43,0	52,5
1253826	H1800NSS-160000	16	25,0	1"	50,0	63,0
1255880	H1800NSS-200000	20	31,0	1 1/4"	62,0	73,0
1258472	H1800NSS-240000	24	38,0	1 1/2"	70,0	78,5
1257089	H1800NSS-320000	32	51,0	2"	85,0	94,0

# // BSP INSERTS

## // H1810510 **NEW**

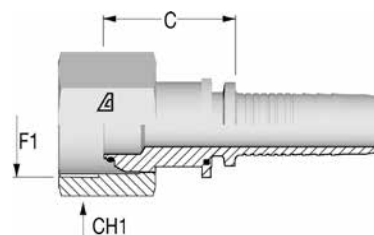
**BSP Male 60° Flare  
AGR**



Item Code	Product Code	ID (Dash)	ID (mm)	ID (in)	F1 Dash	F1	C (mm)	CH (mm)
1258250	H1810510-121200	12	19,0	3/4"	12	3/4-14	38,1	32,0
1258251	H1810510-161600	16	25,0	1"	16	1-11	46,1	41,0
1258548	H1810510-202000	20	32,0	1 1/4"	20	1 1/4-11	50,0	50,0
1258336	H1810510-242400	24	38,0	1 1/2"	24	1 1/2-11	55,0	55,0
1258410	H1810510-323200	32	51,0	2"	32	2-11	66,7	70,0

## // H1820812 **NEW**

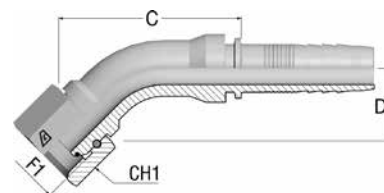
**BSP Female 60° Cone with O-Ring  
DKOR**



Item Code	Product Code	Nut Type	ID (Dash)	ID (mm)	ID (in)	F1 Dash	F1	C (mm)	CH1 (mm)
1257104	H1820812-121200	Thrust wire nut	12	19,0	3/4"	12	3/4-14	25,8	32,0
1258306	H1820812-121600	Thrust wire nut	12	19,0	3/4"	16	1-11	28,3	38,0
1257054	H1820812-161600	Thrust wire nut	16	25,0	1"	16	1-11	31,6	38,0
1258338	H1820812-162000	Thrust wire nut	16	25,0	1"	20	1 1/4-11	34,1	50,0
1258497	H1820812-202000	Thrust wire nut	20	32,0	1 1/4"	20	1 1/4-11	33,9	50,0
1258300	H1820812-242400	Thrust wire nut	24	38,0	1 1/2"	24	1 1/2-11	37,8	55,0
1258287	H1820812-323200	Thrust wire nut	32	51,0	2"	32	2-11	43,2	70,0

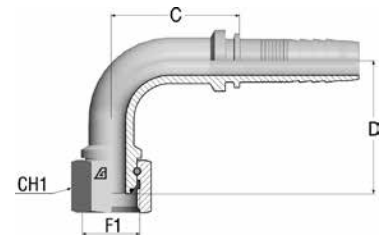
## // H1820842 **NEW**

**45° BSP Female 60° Cone with O-Ring  
DKOR 45  
Solid one piece**



Item Code	Product Code	Nut Type	ID (Dash)	ID (mm)	ID (in)	F1 Dash	F1	C (mm)	D Drop (mm)	CH1 (mm)
1258249	H1820842-121200	Thrust wire nut	12	19,0	3/4"	12	3/4-14	76,0	30,0	32,0
1258275	H1820842-161600	Thrust wire nut	16	25,0	1"	16	1-11	92,0	40,0	38,0
1258506	H1820842-202000	Thrust wire nut	20	32,0	1 1/4"	20	1 1/4-11	90,0	40,0	50,0
1258407	H1820842-242400	Thrust wire nut	24	38,0	1 1/2"	24	1 1/2-11	116,0	46,0	55,0
1258595	H1820842-323200	Thrust wire nut	32	51,0	2"	32	2-11	153,0	60,0	70,0

Design and dimensions shown may be changed without prior notice

// H1820892 **NEW****90° BSPP Female 60° Cone with O-Ring****DKOR 90****Solid one piece**

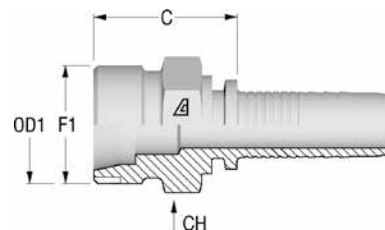
Item Code	Product Code	Nut Type	ID (Dash)	ID (mm)	ID (in)	F1 Dash	F1	C (mm)	D Drop (mm)	CH1 (mm)
1258248	H1820892-121200	Thrust wire nut	12	19,0	3/4"	12	3/4-14	60,0	61,0	32,0
1258408	H1820892-121600	Thrust wire nut	12	19,0	3/4"	16	1-11	69,0	68,0	38,0
1258267	H1820892-161600	Thrust wire nut	16	25,0	1"	16	1-11	74,0	71,0	38,0
1258505	H1820892-202000	Thrust wire nut	20	32,0	1 1/4"	20	1 1/4-11	83,0	83,0	50,0
1258376	H1820892-242400	Thrust wire nut	24	38,0	1 1/2"	24	1 1/2-11	100,0	96,0	55,0
1258426	H1820892-323200	Thrust wire nut	32	51,0	2"	32	2-11	140,0	130,0	70,0

Image: insert with Slip on Nut.

# // DIN METRIC INSERTS

## // H1811210 **NEW**

**Metric Male 24° Seat**  
**DIN 3853 - Heavy Series**  
**CES**



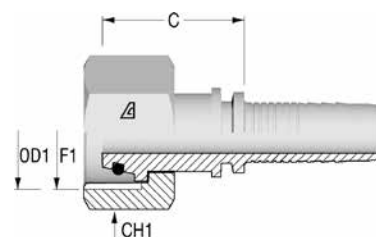
Item Code	Product Code	ID (Dash)	ID (mm)	ID (in)	F1	OD1	C (mm)	CH (mm)
1257032	H1811210-123600	12	19,0	3/4"	M36X2	25	30,0	36,0
1257041	H1811210-164200	16	25,0	1"	M42X2	30	41,1	46,0
1257093	H1811210-205200	20	32,0	1 1/4"	M52X2	38	49,9	55,0

8

TWO PIECES

## // H1821613 **NEW**

**Metric Female 24° Cone with O-Ring**  
**ISO 8434-1 - Heavy Series**  
**DKOS**

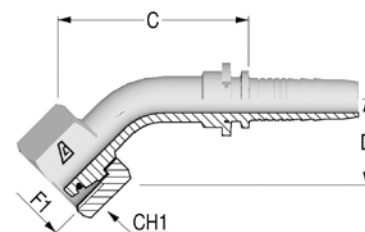


Item Code	Product Code	Nut Type	ID (Dash)	ID (mm)	ID (in)	F1	OD1	C (mm)	CH1 (mm)
1257103	H1821612-123000	Thrust wire nut	12	19,0	3/4"	M30X2	20	37,4	36,0
1257094	H1821613-123600	Slip on nut	12	19,0	3/4"	M36X2	25	41,7	46,0
1257051	H1821612-163600	Thrust wire nut	16	25,0	1"	M36X2	25	46,6	46,0
1257055	H1821613-164200	Slip on nut	16	25,0	1"	M42X2	30	45,8	50,0
1258543	H1821612-204200	Thrust wire nut	20	32,0	1 1/4"	M42X2	30	50,0	50,0
1255917	H1821613-205200	Slip on nut	20	32,0	1 1/4"	M52X2	38	50,0	60,0
1258302	H1821612-245200	Thrust wire nut	24	38,0	1 1/2"	M52X2	38	57,0	60,0

Image: insert with Slip on Nut.

## // H1821643 **NEW**

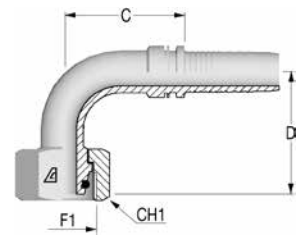
**45° Metric Female 24° Cone with O-Ring**  
**ISO 8434-1 - Heavy Series**  
**DKOS 45**  
**Solid one piece**



Item Code	Product Code	Nut Type	ID (Dash)	ID (mm)	ID (in)	F1	OD1	C (mm)	D Drop (mm)	CH1 (mm)
1258305	H1821642-123000	Thrust wire nut	12	19,0	3/4"	M30X2	20	74,0	33,0	36,0
1257064	H1821643-123600	Slip on nut	12	19,0	3/4"	M36X2	25	71,0	33,0	46,0
1258315	H1821642-163600	Thrust wire nut	16	25,0	1"	M36X2	25	94,0	37,5	46,0
1257048	H1821643-164200	Slip on nut	16	25,0	1"	M42X2	30	110,0	35,5	50,0
1255919	H1821643-205200	Slip on nut	20	32,0	1 1/4"	M52X2	38	111,0	45,0	60,0



Design and dimensions shown may be changed without prior notice

// H1821693 **NEW****90° Metric Female 24° Cone with O-Ring****ISO 8434-1 - Heavy Series****DKOS 90****Solid one piece**

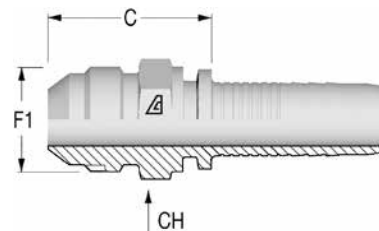
Item Code	Product Code	Nut Type	ID (Dash)	ID (mm)	ID (in)	F1	OD1	C (mm)	D Drop (mm)	CH1 (mm)
1258253	H1821692-123000	Thrust wire nut	12	19,0	3/4"	M30X2	20	66,1	67,5	36,0
1258331	H182169Z-123600	Slip on nut	12	19,0	3/4"	M36X2	25	51,0	59,5	41,0
1257067	H1821693-123600	Slip on nut	12	19,0	3/4"	M36X2	25	51,0	59,5	46,0
1257060	H1821692-163600	Thrust wire nut	16	25,0	1"	M36X2	25	76,0	82,0	46,0
1257045	H1821693-164200	Slip on nut	16	25,0	1"	M42X2	30	85,0	70,0	50,0
1258503	H1821693-205200	Slip on nut	20	32,0	1 1/4"	M52X2	38	95,0	92,0	60,0
1258334	H1821692-245200	Thrust wire nut	24	38,0	1 1/2"	M52X2	38	105,0	95,0	60,0

Image: insert with Slip on Nut.

# // JIC 37° INSERTS

## // H1812510 **NEW**

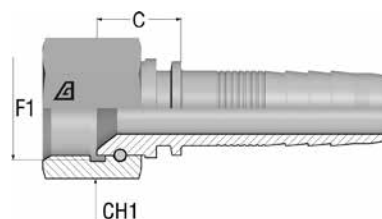
JIC Male 37° Cone  
AGJ



Item Code	Product Code	ID (Dash)	ID (mm)	ID (in)	F1 Dash	F1	C (mm)	CH (mm)
1255921	H1812510-040400	4	6,0	1/4"	4	7/16-20	25,3	12,0
1255939	H1812510-060600	6	10,0	3/8"	6	9/16-18	27,0	17,0
1255965	H1812510-080800	8	13,0	1/2"	8	3/4-16	30,6	19,0
1255988	H1812510-101000	10	16,0	5/8"	10	7/8-14	35,3	24,0
1256038	H1812510-121200	12	19,0	3/4"	12	1 1/16-12	39,1	27,0
1255826	H1812510-161600	16	25,0	1"	16	1 5/16-12	46,1	36,0
1257092	H1812510-202000	20	32,0	1 1/4"	20	1 5/8-12	50,4	46,0
1258599	H1812510-242400	24	38,0	1 1/2"	24	1 7/8-12	56,5	50,0

## // H1822512 **NEW**

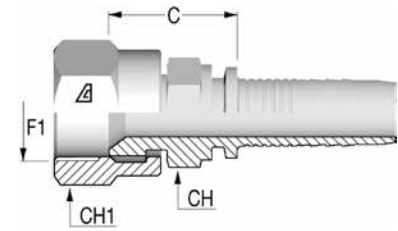
JIC Female 37° Seat  
DKJ



Item Code	Product Code	Nut Type	ID (Dash)	ID (mm)	ID (in)	F1 Dash	F1	C (mm)	CH1 (mm)
1258631	H1822511-040400	Crimped	4	6,0	1/4"	4	7/16-20	14,6	16,0
1258632	H1822511-060600	Crimped	6	10,0	3/8"	6	9/16-18	16,0	19,0
1258633	H1822511-080800	Crimped	8	13,0	1/2"	8	3/4-16	18,6	25,0
1258634	H1822511-101000	Crimped	10	16,0	5/8"	10	7/8-14	20,3	27,0
1258252	H1822512-121200	Thrust wire nut	12	19,0	3/4"	12	1 1/16-12	22,8	32,0
1258307	H1822512-121600	Thrust wire nut	12	19,0	3/4"	16	1 5/16-12	24,6	38,0
1258265	H1822512-161600	Thrust wire nut	16	25,0	1"	16	1 5/16-12	18,5	38,0
1258328	H1822512-162000	Thrust wire nut	16	25,0	1"	20	1 5/8-12	29,2	50,0
1258498	H1822512-202000	Thrust wire nut	20	32,0	1 1/4"	20	1 5/8-12	30,0	50,0
1258507	H1822512-202400	Thrust wire nut	20	32,0	1 1/4"	24	1 7/8-12	34,0	55,0
1258332	H1822512-242400	Thrust wire nut	24	38,0	1 1/2"	24	1 7/8-12	23,5	55,0

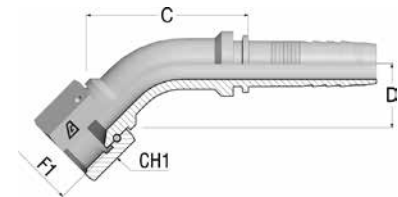
Image: insert with Thrust Wire Nut.

Design and dimensions shown may be changed without prior notice

// H1826511 **NEW****JIC Female 37° Seat with Stem Hexagon  
DKJ**

Item Code	Product Code	Nut Type	ID (Dash)	ID (mm)	ID (in)	F1 Dash	F1	C (mm)	CH (mm)	CH1 (mm)
1255923	H1826511-040400	Crimped	4	6,0	1/4"	4	7/16-20	19,6	14,0	16,0
1255950	H1826511-060600	Crimped	6	10,0	3/8"	6	9/16-18	22,0	17,0	19,0
1255967	H1826511-080800	Crimped	8	13,0	1/2"	8	3/4-16	25,6	19,0	25,0
1255990	H1826511-101000	Crimped	10	16,0	5/8"	10	7/8-14	28,3	24,0	27,0
1256041	H1826511-121200	Crimped	12	19,0	3/4"	12	1 1/16-12	30,1	27,0	32,0
1255808	H1826512-161600	Thrust wire nut	16	25,0	1"	16	1 5/16-12	38,6	36,0	38,0
1255810	H1826512-162000	Thrust wire nut	16	25,0	1"	20	1 5/8-12	41,2	41,0	50,0
1255909	H1826512-202000	Thrust wire nut	20	32,0	1 1/4"	20	1 5/8-12	43,0	46,0	50,0
1257202	H1826512-242400	Thrust wire nut	24	38,0	1 1/2"	24	1 7/8-12	48,4	50,0	55,0
1257200	H1826512-323200	Thrust wire nut	32	51,0	2"	32	2 1/2-12	59,2	65,0	70,0

Image: insert with Crimped Nut.

// H1822541 **NEW****45° JIC Female 37° Seat****Medium Drop****DKJ 45M****Solid one piece**

Item Code	Product Code	Nut Type	ID (Dash)	ID (mm)	ID (in)	F1 Dash	F1	C (mm)	D Drop (mm)	CH1 (mm)
1255928	H1822541-040400	Crimped	4	6,0	1/4"	4	7/16-20	38,0	15,5	16,0
1255956	H1822541-060600	Crimped	6	10,0	3/8"	6	9/16-18	50,0	17,5	19,0
1255969	H1822541-080800	Crimped	8	13,0	1/2"	8	3/4-16	52,0	20,0	25,0
1256026	H1822541-101000	Crimped	10	16,0	5/8"	10	7/8-14	57,0	29,0	27,0
1256047	H1822542-121200	Thrust wire nut	12	19,0	3/4"	12	1 1/16-12	70,0	27,5	32,0
1258345	H1822542-121600	Thrust wire nut	12	19,0	3/4"	16	1 5/16-12	69,0	33,5	38,0
1255873	H1822542-161600	Thrust wire nut	16	25,0	1"	16	1 5/16-12	85,0	31,0	38,0
1257075	H1822542-202000	Thrust wire nut	20	32,0	1 1/4"	20	1 5/8-12	98,0	37,0	50,0
1258438	H1822542-242400	Thrust wire nut	24	38,0	1 1/2"	24	1 7/8-12	118,0	43,5	55,0

Image: insert with Thrust Wire Nut.

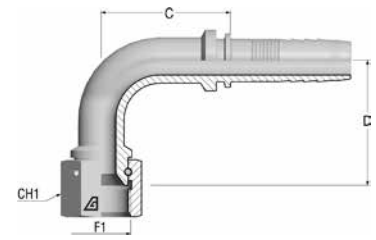
**// H1822591 NEW**

**90° JIC Female 37° Seat**

**Medium Drop**

**DKJ 90M**

**Solid one piece**

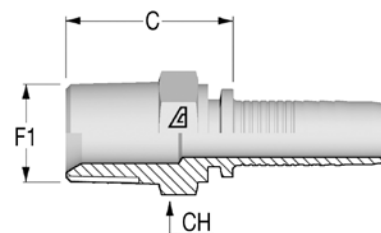


Item Code	Product Code	Nut Type	ID (Dash)	ID (mm)	ID (in)	F1 Dash	F1	C (mm)	D Drop (mm)	CH1 (mm)
1255925	H1822591-040400	Crimped	4	6,0	1/4"	4	7/16-20	25,0	29,5	16,0
1255958	H1822591-060600	Crimped	6	10,0	3/8"	6	9/16-18	32,0	35,0	19,0
1255971	H1822591-080800	Crimped	8	13,0	1/2"	8	3/4-16	36,0	40,0	25,0
1256024	H1822591-101000	Crimped	10	16,0	5/8"	10	7/8-14	46,0	52,0	27,0
1258264	H1822592-121200	Thrust wire nut	12	19,0	3/4"	12	1 1/16-12	60,0	57,0	32,0
1258342	H1822592-121600	Thrust wire nut	12	19,0	3/4"	16	1 5/16-12	58,0	63,5	38,0
1255867	H1822592-161600	Thrust wire nut	16	25,0	1"	16	1 5/16-12	76,0	67,0	38,0
1257204	H1822592-20200M	Thrust wire nut	20	32,0	1 1/4"	20	1 5/8-12	84,0	78,0	50,0
1257207	H1822592-242400	Thrust wire nut	24	38,0	1 1/2"	24	1 7/8-12	104,0	92,0	55,0

Image: insert with Thrust Wire Nut.

Design and dimensions shown may be changed without prior notice

## // NPTF INSERTS

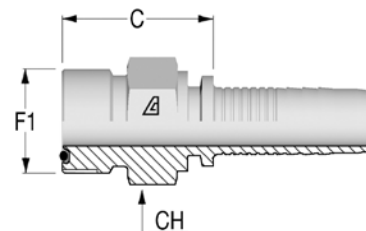
// H1812810 **NEW**NPTF Male 60° Seat  
AGN

Item Code	Product Code	ID (Dash)	ID (mm)	ID (in)	F1 Dash	F1	C (mm)	CH (mm)
1257080	H1812810-121200	12	19,0	3/4"	12	3/4-14	36,1	27,0
1255828	H1812810-161600	16	25,0	1"	16	1-11 1/2	47,1	36,0
1257086	H1812810-202000	20	32,0	1 1/4"	20	1 1/4-11 1/2	50,9	46,0
1257183	H1812810-242400	24	38,0	1 1/2"	24	1 1/2-11 1/2	54,5	50,0
1257185	H1812810-323200	32	51,0	2"	32	2-11 1/2	63,4	65,0

# // ORFS INSERTS

## // H1812410 **NEW**

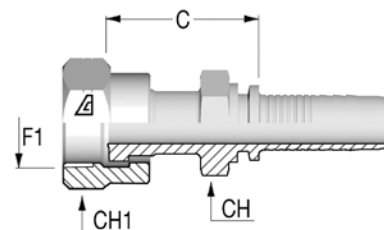
ORFS Male



Item Code	Product Code	ID (Dash)	ID (mm)	ID (in)	F1 Dash	F1	C (mm)	CH (mm)
1255932	H1812410-040400	4	6,0	1/4"	4	9/16-18	22,3	17,0
1255954	H1812410-060600	6	10,0	3/8"	6	11/16-16	25,0	19,0
1255975	H1812410-080800	8	13,0	1/2"	8	13/16-16	27,1	22,0
1256029	H1812410-101000	10	16,0	5/8"	10	1-14	31,3	27,0
1256049	H1812410-121200	12	19,0	3/4"	12	1 3/16-12	36,1	32,0
1257070	H1812410-161600	16	25,0	1"	16	1 7/16-12	40,6	38,0
1257090	H1812410-202000	20	32,0	1 1/4"	20	1 11/16-12	43,4	46,0

## // H1822411 **NEW**

ORFS Female with Stem Hexagon



Item Code	Product Code	Nut Type	ID (Dash)	ID (mm)	ID (in)	F1 Dash	F1	C (mm)	CH (mm)	CH1 (mm)
1255930	H1822411-040400	Crimped	4	6,0	1/4"	4	9/16-18	27,5	14,0	17,0
1255952	H1822411-060600	Crimped	6	10,0	3/8"	6	11/16-16	31,0	17,0	22,0
1255982	H1822411-080800	Crimped	8	13,0	1/2"	8	13/16-16	36,1	22,0	24,0
1256031	H1822411-101000	Crimped	10	16,0	5/8"	10	1-14	40,3	24,0	30,0
1256053	H1822411-121200	Crimped	12	19,0	3/4"	12	1 3/16-12	44,1	30,0	36,0
1256932	H1822411-121600	Crimped	12	19,0	3/4"	16	1 7/16-12	50,1	36,0	41,0
1255812	H1822411-161600	Crimped	16	25,0	1"	16	1 7/16-12	53,1	36,0	41,0
1255814	H1822411-162000	Crimped	16	25,0	1"	20	1 11/16-12	54,1	41,0	50,0
1255911	H1822411-202000	Crimped	20	32,0	1 1/4"	20	1 11/16-12	56,0	46,0	50,0
1256933	H1822411-242400	Crimped	24	38,0	1 1/2"	24	2-12	61,5	50,0	60,0

Design and dimensions shown may be changed without prior notice

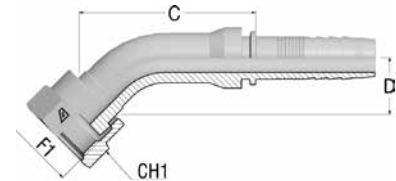
// H1822441 **NEW**

45° ORFS Female

Medium Drop

DK ORFS 45M

Solid one piece



Item Code	Product Code	Nut Type	ID (Dash)	ID (mm)	ID (in)	F1 Dash	F1	C (mm)	D Drop (mm)	CH1 (mm)
1255937	H1822443-040400	Slip on nut	4	6,0	1/4"	4	9/16-18	38,0	15,0	17,0
1255963	H1822443-060600	Slip on nut	6	10,0	3/8"	6	11/16-16	48,0	17,0	22,0
1255986	H1822441-080800	Crimped	8	13,0	1/2"	8	13/16-16	54,0	22,0	24,0
1256036	H1822443-101000	Slip on nut	10	16,0	5/8"	10	1-14	58,0	17,0	30,0
1256059	H1822443-121200	Slip on nut	12	19,0	3/4"	12	1 3/16-12	67,0	21,0	36,0
1257078	H1822441-121200	Crimped	12	19,0	3/4"	12	1 3/16-12	82,0	26,0	36,0
1258416	H1822441-121600	Crimped	12	19,0	3/4"	16	1 7/16-12	81,0	28,0	41,0
1255837	H1822441-161600	Crimped	16	25,0	1"	16	1 7/16-12	95,0	28,0	41,0
1258440	H1822441-162000	Crimped	16	25,0	1"	20	1 11/16-12	88,0	28,0	50,0
1255915	H1822441-202000	Crimped	20	32,0	1 1/4"	20	1 11/16-12	108,0	36,5	50,0

Image: insert with Crimped Nut.

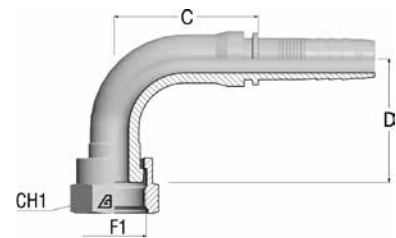
// H1822491 **NEW**

90° ORFS Female

Medium Drop

DK ORFS 90M

Solid one piece



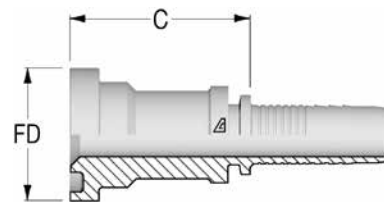
Item Code	Product Code	Nut Type	ID (Dash)	ID (mm)	ID (in)	F1 Dash	F1	C (mm)	D Drop (mm)	CH1 (mm)
1255935	H1822493-040400	Slip on nut	4	6,0	1/4"	4	9/16-18	30,0	32,0	17,0
1255960	H1822493-060600	Slip on nut	6	10,0	3/8"	6	11/16-16	43,0	38,0	22,0
1255984	H1822491-080800	Crimped	8	13,0	1/2"	8	13/16-16	35,0	42,0	24,0
1256034	H1822493-101000	Slip on nut	10	16,0	5/8"	10	1-14	56,0	44,0	30,0
1256055	H1822493-121200	Slip on nut	12	19,0	3/4"	12	1 3/16-12	63,0	58,0	36,0
1257077	H1822491-121200	Crimped	12	19,0	3/4"	12	1 3/16-12	68,0	58,0	36,0
1258325	H1822491-121600	Crimped	12	19,0	3/4"	16	1 7/16-12	70,0	58,0	36,0
1255835	H1822491-161600	Crimped	16	25,0	1"	16	1 7/16-12	80,0	66,0	41,0
1255913	H1822491-202000	Crimped	20	32,0	1 1/4"	20	1 11/16-12	101,0	81,0	50,0

Image: insert with Crimped Nut.

# // SAE FLANGES

## // H1843310 **NEW**

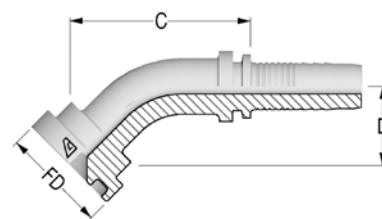
Flange SAE 3000 psi J518 Code 61  
SFL



Item Code	Product Code	ID (Dash)	ID (mm)	ID (in)	F1 Dash	F1	FD (mm)	C (mm)	WP (psi)
1256975	H1843310-121200	12	19,0	3/4"	12	3/4	38,1	39,5	5000
1255817	H1843310-161600	16	25,0	1"	16	1	44,5	54,1	5000
1255819	H1843310-162000	16	25,0	1"	20	1 1/4	50,8	56,6	5000
1255886	H1843310-202000	20	32,0	1 1/4"	20	1 1/4	50,8	57,5	3000
1258560	H1843310-202400	20	32,0	1 1/4"	24	1 1/2	60,3	60,4	5000
1258432	H1843310-242000	24	38,0	1 1/2"	20	1 1/4	50,8	54,5	5000
1256999	H1843310-242400	24	38,0	1 1/2"	24	1 1/2	60,3	62,5	5000
1258422	H1843310-243200	24	38,0	1 1/2"	32	2	71,4	62,5	5000
1258299	H1843310-323200	32	50,0	2"	32	2	71,4	79,2	3000

## // H1843340 **NEW**

45° Flange SAE 3000 psi J518 Code 61  
SFL 45  
Solid one piece



Item Code	Product Code	ID (Dash)	ID (mm)	ID (in)	F1 Dash	F1	FD (mm)	C (mm)	D Drop (mm)	WP (psi)
1258340	H1843340-162000	16	25,0	1"	20	1 1/4	50,8	99,0	32,5	3000
1255892	H1843340-202000	20	32,0	1 1/4"	20	1 1/4	50,8	103,0	38,5	5000
1257023	H1843340-202400	20	32,0	1 1/4"	24	1 1/2	60,3	99,0	40,0	3000
1257002	H1843340-242400	24	38,0	1 1/2"	24	1 1/2	60,3	111,0	43,0	3000
1258414	H1843340-323200	32	50,0	2"	32	2	71,4	154,0	54,0	5000



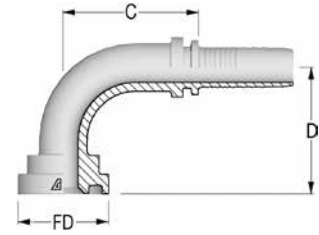
Design and dimensions shown may be changed without prior notice

// H1843390 **NEW**

90° Flange SAE 3000 psi J518 Code 61

SFL 90

Solid one piece

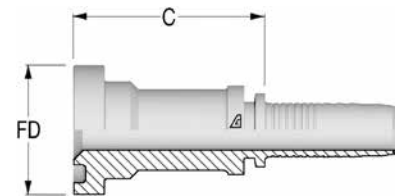


Item Code	Product Code	ID (Dash)	ID (mm)	ID (in)	F1 Dash	F1	FD (mm)	C (mm)	D Drop (mm)	WP (psi)
1255849	H1843390-161600	16	25,0	1"	16	1	44,5	79,0	64,0	5000
1257007	H1843390-162000	16	25,0	1"	20	1 1/4	50,8	75,0	69,0	3000
1255890	H1843390-202000	20	32,0	1 1/4"	20	1 1/4	50,8	91,0	81,0	5000
1258622	H1843390-202400	20	32,0	1 1/4"	24	1 1/2	60,3	87,0	85,0	5000
1257000	H1843390-242400	24	38,0	1 1/2"	24	1 1/2	60,3	103,0	93,0	3000
1258385	H1843390-323200	32	50,0	2"	32	2	71,4	139,0	130,0	5000

// H1843610 **NEW**

Flange SAE 6000 psi J518 Code 62

SFS



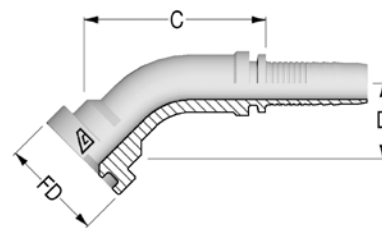
Item Code	Product Code	ID (Dash)	ID (mm)	ID (in)	F1 Dash	F1	FD (mm)	C (mm)	WP (psi)
1250893	H1843610-121200	12	19,0	3/4"	12	3/4	41,3	53,1	6000
1256988	H1843610-121600	12	19,0	3/4"	16	1	47,6	56,5	6000
1255824	H1843610-161200	16	25,0	1"	12	3/4	41,3	59,1	6000
1250885	H1843610-161600	16	25,0	1"	16	1	47,6	59,1	6000
1255821	H1843610-162000	16	25,0	1"	20	1 1/4	54,0	66,1	6000
1257998	H1843610-162400	16	25,0	1"	24	1 1/2	63,5	71,1	6000
1255884	H1843610-201600	20	32,0	1 1/4"	16	1	47,6	60,0	6000
1250350	H1843610-202000	20	32,0	1 1/4"	20	1 1/4	54,0	59,0	6000
1257017	H1843610-202400	20	32,0	1 1/4"	24	1 1/2	63,5	74,0	6000
1257009	H1843610-242000	24	38,0	1 1/2"	20	1 1/4	54,0	70,0	6000
1250857	H1843610-242400	24	38,0	1 1/2"	24	1 1/2	63,5	63,0	6000
1257028	H1843610-243200	24	38,0	1 1/2"	32	2	79,4	88,0	6000
1250340	H1843610-323200	32	50,0	2"	32	2	79,4	97,2	6000

**// H1843640 *NEW***

**45° Flange SAE 6000 psi J518 Code 62**

**SFS 45**

**Solid one piece**



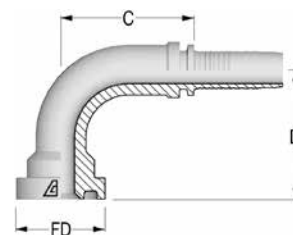
Item Code	Product Code	ID (Dash)	ID (mm)	ID (in)	F1 Dash	F1	FD (mm)	C (mm)	D Drop (mm)	WP (psi)
1256966	H1843640-121200	12	19,0	3/4"	12	3/4	41,3	75,0	30,0	6000
1256964	H1843640-121600	12	19,0	3/4"	16	1	47,6	81,0	33,0	6000
1257026	H1843640-161200	16	25,0	1"	12	3/4	41,3	77,0	29,5	6000
1255845	H1843640-161600	16	25,0	1"	16	1	47,6	98,0	38,5	6000
1255847	H1843640-162000	16	25,0	1"	20	1 1/4	54,0	96,0	44,0	6000
1257027	H1843640-201600	20	32,0	1 1/4"	16	1	47,6	97,0	34,0	6000
1255896	H1843640-202000	20	32,0	1 1/4"	20	1 1/4	54,0	102,0	41,0	6000
1257021	H1843640-202400	20	32,0	1 1/4"	24	1 1/2	63,5	117,0	48,0	6000
1256962	H1843640-242400	24	38,0	1 1/2"	24	1 1/2	63,5	143,0	48,0	6000
1258583	H1843640-323200	32	50,0	2"	32	2	79,4	177,0	61,0	6000

**// H1843690 *NEW***

**90° Flange SAE 6000 psi J518 Code 62**

**SFS 90**

**Solid one piece**



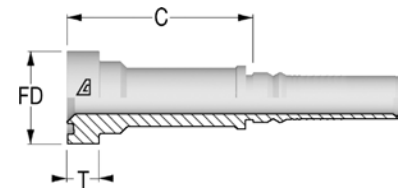
Item Code	Product Code	ID (Dash)	ID (mm)	ID (in)	F1 Dash	F1	FD (mm)	C (mm)	D Drop (mm)	WP (psi)
1256934	H1843690-121200	12	19,0	3/4"	12	3/4	41,3	65,0	64,0	6000
1256935	H1843690-121600	12	19,0	3/4"	16	1	47,6	65,0	66,0	6000
1258335	H1843690-161200	16	25,0	1"	12	3/4	41,3	75,0	61,0	6000
1255841	H1843690-161600	16	25,0	1"	16	1	47,6	75,0	74,0	6000
1256939	H1843690-162000	16	25,0	1"	20	1 1/4	54,0	79,0	85,0	6000
1255907	H1843690-201600	20	32,0	1 1/4"	16	1	47,6	86,0	72,0	6000
1257011	H1843690-202000	20	32,0	1 1/4"	20	1 1/4	54,0	96,0	91,0	6000
1257016	H1843690-202400	20	32,0	1 1/4"	24	1 1/2	63,5	99,0	103,5	6000
1256936	H1843690-242400	24	38,0	1 1/2"	24	1 1/2	63,5	114,0	109,0	6000
1257029	H1843690-323200	32	50,0	2"	32	2	79,4	168,0	134,0	6000

Design and dimensions shown may be changed without prior notice

## // SUPERCAT FLANGES

// H1843910 **NEW**

## Flange SUPERCAT

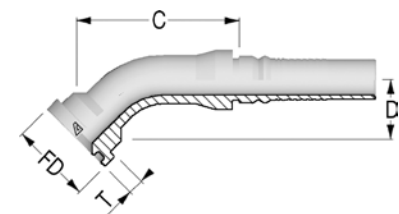


Item Code	Product Code	ID (Dash)	ID (mm)	ID (in)	F1 Dash	F1	FD (mm)	T (mm)	C (mm)
1256983	H1843910-121200	12	19,0	3/4"	12	3/4	41,3	14,3	85,5
1256984	H1843910-121600	12	19,0	3/4"	16	1	47,6	14,3	87,0
1255830	H1843910-161600	16	25,0	1"	16	1	47,6	14,3	95,1
1255832	H1843910-162000	16	25,0	1"	20	1 1/4	54,0	14,3	95,1
1255888	H1843910-202000	20	32,0	1 1/4"	20	1 1/4	54,0	14,3	91,0
1257018	H1843910-202400	20	32,0	1 1/4"	24	1 1/2	63,5	14,3	87,0

// H1843940 **NEW**

## 45° Flange SUPERCAT

## Solid one piece

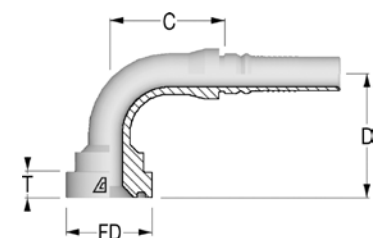


Item Code	Product Code	ID (Dash)	ID (mm)	ID (in)	F1 Dash	F1	FD (mm)	T (mm)	C (mm)	D Drop (mm)
1256996	H1843940-121200	12	19,0	3/4"	12	3/4	41,3	14,3	107,0	33,7
1258113	H1843940-121600	12	19,0	3/4"	16	1	47,6	14,3	112,0	34,0
1255857	H1843940-161600	16	25,0	1"	16	1	47,6	14,3	129,0	42,5
1255859	H1843940-162000	16	25,0	1"	20	1 1/4	54,0	14,3	128,0	40,0
1257024	H1843940-202000	20	32,0	1 1/4"	20	1 1/4	54,0	14,3	149,0	45,0

// H1843990 **NEW**

## 90° Flange SUPERCAT

## Solid one piece



Item Code	Product Code	ID (Dash)	ID (mm)	ID (in)	F1 Dash	F1	FD (mm)	T (mm)	C (mm)	D Drop (mm)
1256994	H1843990-121200	12	19,0	3/4"	12	3/4	41,3	14,3	67,0	67,0
1256995	H1843990-121600	12	19,0	3/4"	16	1	47,6	14,3	69,0	70,0
1255853	H1843990-161600	16	25,0	1"	16	1	47,6	14,3	85,0	79,0
1255855	H1843990-162000	16	25,0	1"	20	1 1/4	54,0	14,3	80,0	82,5
1255902	H1843990-202000	20	32,0	1 1/4"	20	1 1/4	54,0	14,3	96,0	93,0
1257019	H1843990-202400	20	32,0	1 1/4"	24	1 1/2	63,5	14,3	97,0	101,0

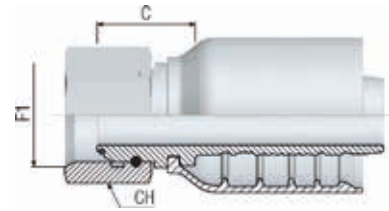


## // ALFACRIMP C18S - ONE PIECE - FITTINGS

// BSP INSERTS.....	21	// ORFS INSERTS.....	29
// DIN METRIC INSERTS.....	22	// SAE FLANGES.....	31
// JIC 37° INSERTS.....	23	// SUPERCAT FLANGES.....	33
// NPTF INSERTS.....	27	// HAMMER UNION.....	35
// API INSERTS.....	28		

Design and dimensions shown may be changed without prior notice

## // BSP INSERTS

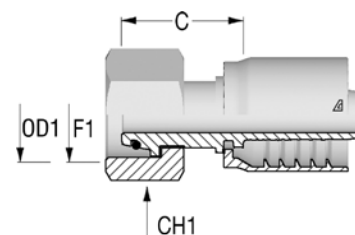
// C18S20812 **NEW****BSPF Female 60° Cone with O-Ring  
DKOR**

Item Code	Product Code	Nut Type	ID (Dash)	ID (mm)	ID (in)	F1 Dash	F1	C (mm)	CH1 (mm)
1257173	C18S20812-12120	Thrust wire nut	12	19,0	3/4"	12	3/4-14	25,8	32,0
1257174	C18S20812-16160	Thrust wire nut	16	25,0	1"	16	1-11	31,6	38,0
1258452	C18S20812-24240	Thrust wire nut	24	38,0	1 1/2"	24	1 1/2-11	37,8	55,0

# // DIN METRIC INSERTS

## // C18S21613 **NEW**

**Metric Female 24° Cone with O-Ring**  
**ISO 8434-1 - Heavy Series**  
**DKOS**

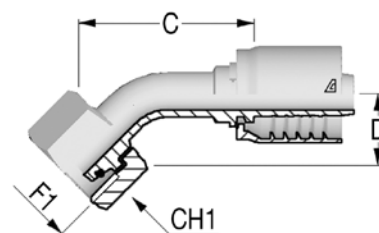


Item Code	Product Code	Nut Type	ID (Dash)	ID (mm)	ID (in)	F1	OD1	C (mm)	CH1 (mm)
1257156	C18S21612-12300	Thrust wire nut	12	19,0	3/4"	M30X2	20	37,4	36,0
1257154	C18S21613-12360	Slip on nut	12	19,0	3/4"	M36X2	25	41,7	46,0
1257155	C18S21613-16420	Slip on nut	16	25,0	1"	M42X2	30	45,8	50,0
1257157	C18S21612-16360	Thrust wire nut	16	25,0	1"	M36X2	1"	46,6	46,0
1255916	C18S21613-20520	Slip on nut	20	32,0	1 1/4"	M52X2	38	50,0	60,0

Image: insert with Slip on Nut.

## // C18S21643 **NEW**

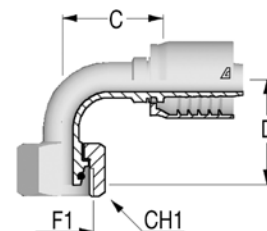
**45° Metric Female 24° Cone with O-Ring**  
**ISO 8434-1 - Heavy Series**  
**DKOS 45**  
**Solid one piece**



Item Code	Product Code	Nut Type	ID (Dash)	ID (mm)	ID (in)	F1	OD1	C (mm)	D Drop (mm)	CH1 (mm)
1257142	C18S21643-12360	Slip on nut	12	19,0	3/4"	M36X2	25	71,0	33,0	46,0
1257143	C18S21643-16420	Slip on nut	16	25,0	1"	M42X2	30	110,0	35,5	50,0
1255918	C18S21643-20520	Slip on nut	20	32,0	1 1/4"	M52X2	38	111,0	45,0	60,0

## // C18S21693 **NEW**

**90° Metric Female 24° Cone with O-Ring**  
**ISO 8434-1 - Heavy Series**  
**DKOS 90**  
**Solid one piece**



Item Code	Product Code	Nut Type	ID (Dash)	ID (mm)	ID (in)	F1	OD1	C (mm)	D Drop (mm)	CH1 (mm)
1257164	C18S21693-12360	Slip on nut	12	19,0	3/4"	M36X2	25	51,0	59,5	46,0
1257165	C18S21693-16420	Slip on nut	16	25,0	1"	M42X2	30	85,0	70,0	50,0
1257168	C18S21692-16360	Thrust wire nut	16	25,0	1"	M36X2	1"	76,0	82,0	46,0

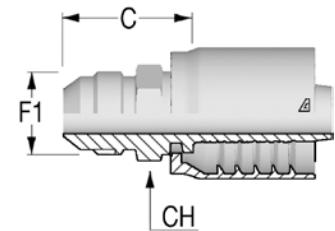
Image: insert with Slip on Nut.

Design and dimensions shown may be changed without prior notice

## // JIC 37° INSERTS

// C18S12510 **NEW**

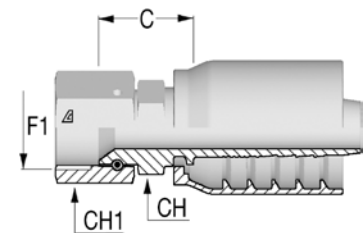
JIC Male 37° Cone  
AGJ



Item Code	Product Code	ID (Dash)	ID (mm)	ID (in)	F1 Dash	F1	C (mm)	CH (mm)
1255920	C18S12510-04040	4	6,0	1/4"	4	7/16-20	25,3	12,0
1255938	C18S12510-06060	6	10,0	3/8"	6	9/16-18	27,0	17,0
1255964	C18S12510-08080	8	13,0	1/2"	8	3/4-16	30,6	19,0
1255987	C18S12510-10100	10	16,0	5/8"	10	7/8-14	35,3	24,0
1256037	C18S12510-12120	12	19,0	3/4"	12	1 1/16-12	39,1	27,0
1255825	C18S12510-16160	16	25,0	1"	16	1 5/16-12	46,1	36,0

// C18S26514 **NEW**

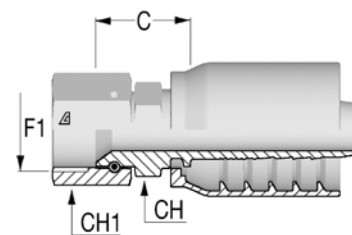
JIC Female 37° Seat with double Hexagon  
DKJ and solid nut



Item Code	Product Code	Nut Type	ID (Dash)	ID (mm)	ID (in)	F1 Dash	F1	C (mm)	CH (mm)	CH1 (mm)
1255668	C18S26514-04040	Slip on nut	4	6,0	1/4"	4	7/16-20	19,0	14,0	14,0
1257599	C18S26514-06060	Slip on nut	6	10,0	3/8"	6	9/16-18	22,0	17,0	19,0
1257601	C18S26514-08080	Slip on nut	8	13,0	1/2"	8	3/4-16	25,6	19,0	25,0
1257602	C18S26514-10100	Slip on nut	10	16,0	5/8"	10	7/8-14	28,3	24,0	27,0
1257237	C18S26514-12120	Slip on nut	12	19,0	3/4"	12	1 1/16-12	30,9	27,0	32,0
1257049	C18S26514-16160	Slip on nut	16	25,0	1"	16	1 5/16-12	37,7	36,0	41,0

**// C18S26511 NEW**

**JIC Female 37° Seat with Stem Hexagon  
DKJ**

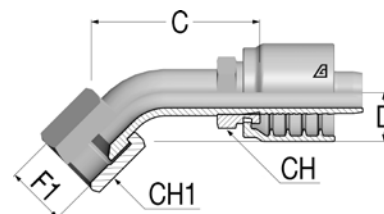


Item Code	Product Code	Nut Type	ID (Dash)	ID (mm)	ID (in)	F1 Dash	F1	C (mm)	CH (mm)	CH1 (mm)
1255809	C18S26512-16200	Thrust wire nut	16	25,0	1"	20	1 5/8-12	41,2	41,0	50,0
1255908	C18S26512-20200	Thrust wire nut	20	32,0	1 1/4"	20	1 5/8-12	43,0	46,0	50,0
1257203	C18S26512-24240	Thrust wire nut	24	38,0	1 1/2"	24	1 7/8-12	48,4	50,0	55,0
1257201	C18S26512-32320	Thrust wire nut	32	51,0	2"	32	2 1/2-12	59,2	65,0	70,0

Image: insert with Thrust Wire Nut.

**// C18S26544S NEW**

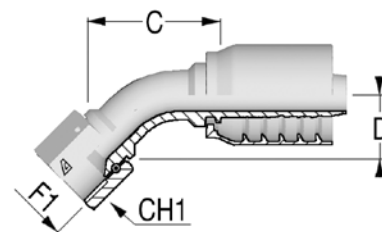
**45° JIC Female 37° Seat  
Short Drop  
DKJ 45M  
Solid nut and double Hexagon crimped**



Item Code	Product Code	Nut Type	ID (Dash)	ID (mm)	ID (in)	F1 Dash	F1	C (mm)	D Drop (mm)	CH (mm)	CH1 (mm)
1257603	C18S26544-0404S	Slip on nut	4	6,0	1/4"	4	7/16-20	40,0	10,0	14,0	16,0
1257604	C18S26544-0606S	Slip on nut	6	10,0	3/8"	6	9/16-18	43,0	11,0	17,0	19,0
1257605	C18S26544-0808S	Slip on nut	8	13,0	1/2"	8	3/4-16	65,0	15,0	19,0	25,0
1257606	C18S26544-1010S	Slip on nut	10	16,0	5/8"	10	7/8-14	66,0	16,0	24,0	27,0
1258442	C18S26544-1212S	Slip on nut	12	19,0	3/4"	12	1 1/16-12	67,0	21,0	27,0	32,0
1258450	C18S26544-1616S	Slip on nut	16	25,0	1"	16	1 5/16-12	80,0	24,0	36,0	41,0

**// C18S22541 NEW**

**45° JIC Female 37° Seat  
Medium Drop  
DKJ 45M  
Solid one piece**



Item Code	Product Code	Nut Type	ID (Dash)	ID (mm)	ID (in)	F1 Dash	F1	C (mm)	D Drop (mm)	CH1 (mm)
1257076	C18S22542-20200	Thrust wire nut	20	32,0	1 1/4"	20	1 5/8-12	98,0	37,0	50,0
1258492	C18S22542-24240	Thrust wire nut	24	38,0	1 1/2"	24	1 7/8-12	118,0	43,5	55,0

Image: insert with Thrust Wire Nut.



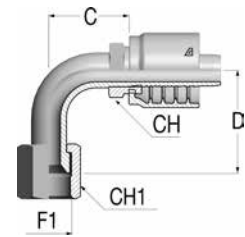
Design and dimensions shown may be changed without prior notice

// C18S26594S **NEW**

90° JIC Female 37° Seat

Short Drop

Solid Nut and double Hexagon crimped



Item Code	Product Code	Nut Type	ID (Dash)	ID (mm)	ID (in)	F1 Dash	F1	C (mm)	D Drop (mm)	CH (mm)	CH1 (mm)
1258489	C18S26594-0404S	Slip on nut	4	6,0	1/4"	4	7/16-20	31,0	32,0	14,0	14,0
1258482	C18S26594-0606S	Slip on nut	6	10,0	3/8"	6	9/16-18	43,0	25,0	17,0	19,0
1258466	C18S26594-0808S	Slip on nut	8	13,0	1/2"	8	3/4-16	48,0	29,0	19,0	22,0
1258459	C18S26594-1010S	Slip on nut	10	16,0	5/8"	10	7/8-14	43,0	37,0	24,0	27,0
1257661	C18S26594-1212S	Slip on nut	12	19,0	3/4"	12	1 1/16-12	64,0	48,0	27,0	32,0
1258280	C18S26594-1616S	Slip on nut	16	25,0	1"	16	1 5/16-12	87,0	56,0	36,0	41,0

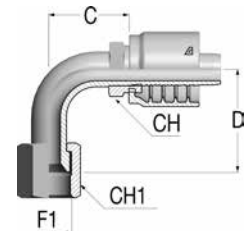
Material subjected to minimum order quantity.

// C18S26594M **NEW**

90° JIC Female 37° Seat

Medium Drop

Solid Nut and double Hexagon crimped



Item Code	Product Code	Nut Type	ID (Dash)	ID (mm)	ID (in)	F1 Dash	F1	C (mm)	D Drop (mm)	CH (mm)	CH1 (mm)
1258487	C18S26594-0404M	Slip on nut	4	6,0	1/4"	4	7/16-20	31,0	32,0	14,0	14,0
1258479	C18S26594-0606M	Slip on nut	6	10,0	3/8"	6	9/16-18	43,0	38,0	17,0	19,0
1258464	C18S26594-0808M	Slip on nut	8	13,0	1/2"	8	3/4-16	50,0	41,0	19,0	22,0
1258457	C18S26594-1010M	Slip on nut	10	16,0	5/8"	10	7/8-14	50,0	47,0	24,0	27,0
1257660	C18S26594-1212M	Slip on nut	12	19,0	3/4"	12	1 1/16-12	54,0	58,0	27,0	32,0
1258444	C18S26594-1616M	Slip on nut	16	25,0	1"	16	1 5/16-12	72,0	71,0	36,0	41,0

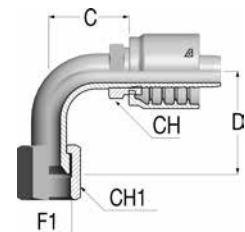
Material subjected to minimum order quantity.

// C18S26594L **NEW**

90° JIC Female 37° Seat

Long Drop

Solid Nut and double Hexagon crimped



Item Code	Product Code	Nut Type	ID (Dash)	ID (mm)	ID (in)	F1 Dash	F1	C (mm)	D Drop (mm)	CH (mm)	CH1 (mm)
1258485	C18S26594-0404L	Slip on nut	4	6,0	1/4"	4	7/16-20	31,0	46,0	14,0	14,0
1258477	C18S26594-0606L	Slip on nut	6	10,0	3/8"	6	9/16-18	43,0	54,0	17,0	19,0
1258462	C18S26594-0808L	Slip on nut	8	13,0	1/2"	8	3/4-16	50,0	64,0	19,0	22,0
1258455	C18S26594-1010L	Slip on nut	10	16,0	5/8"	10	7/8-14	50,0	70,0	24,0	27,0
1258448	C18S26594-1212L	Slip on nut	12	19,0	3/4"	12	1 1/16-12	54,0	96,0	27,0	32,0
1258446	C18S26594-1616L	Slip on nut	16	25,0	1"	16	1 5/16-12	72,0	114,0	36,0	41,0

Material subjected to minimum order quantity.

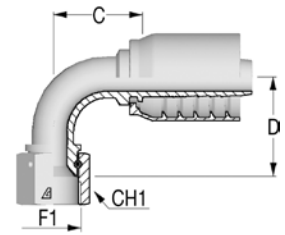
**// C18S22591 *NEW***

**90° JIC Female 37° Seat**

**Medium Drop**

**DKJ 90M**

**Solid one piece**

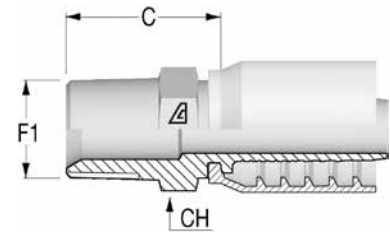


Item Code	Product Code	Nut Type	ID (Dash)	ID (mm)	ID (in)	F1 Dash	F1	C (mm)	D Drop (mm)	CH1 (mm)
1257205	C18S22592-20200	Thrust wire nut	20	32,0	1 1/4"	20	1 5/8-12	84,0	78,0	50,0
1257208	C18S22592-24240	Thrust wire nut	24	38,0	1 1/2"	24	1 7/8-12	104,0	92,0	55,0

Image: insert with Thrust Wire Nut.

Design and dimensions shown may be changed without prior notice

## // NPTF INSERTS

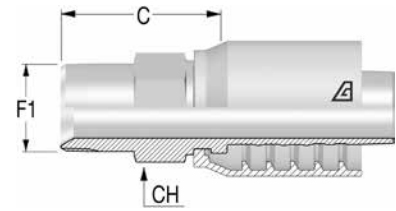
// C18S12810 **NEW**NPTF Male 60° Seat  
AGN

Item Code	Product Code	ID (Dash)	ID (mm)	ID (in)	F1 Dash	F1	C (mm)	CH (mm)
1257176	C18S12810-12120	12	19,0	3/4"	12	3/4-14	35,5	27,0
1255827	C18S12810-16160	16	25,0	1"	16	1-11 1/2	44,4	36,0
1257177	C18S12810-20200	20	32,0	1 1/4"	20	1 1/4-11 1/2	50,9	46,0
1257184	C18S12810-24240	24	38,0	1 1/2"	24	1 1/2-11 1/2	54,5	50,0

# // API INSERTS

## // C18S1281Z **NEW**

API Male - Extra Long Hexagon



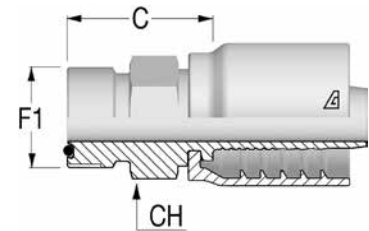
Item Code	Product Code	ID (Dash)	ID (mm)	ID (in)	F1 Dash	F1	C (mm)	CH (mm)
1257199	C18S1281Z-32320	32	51,0	2"	32	2-11 1/2	105,7	65,0

Design and dimensions shown may be changed without prior notice

## // ORFS INSERTS

// C18S12410 **NEW**

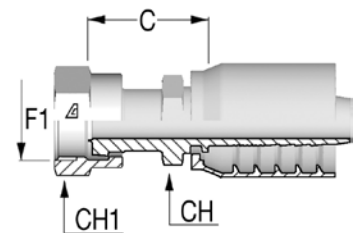
## ORFS Male



Item Code	Product Code	ID (Dash)	ID (mm)	ID (in)	F1 Dash	F1	C (mm)	CH (mm)
1255931	C18S12410-04040	4	6,0	1/4"	4	9/16-18	22,3	17,0
1255953	C18S12410-06060	6	10,0	3/8"	6	11/16-16	25,0	19,0
1255974	C18S12410-08080	8	13,0	1/2"	8	13/16-16	27,1	22,0
1256028	C18S12410-10100	10	16,0	5/8"	10	1-14	31,3	27,0
1256048	C18S12410-12120	12	19,0	3/4"	12	1 3/16-12	36,1	32,0
1257073	C18S12410-16160	16	25,0	1"	16	1 7/16-12	40,6	38,0

// C18S22411 **NEW**

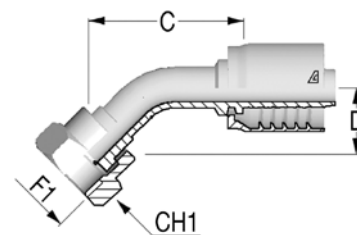
## ORFS Female with Stem Hexagon



Item Code	Product Code	Nut Type	ID (Dash)	ID (mm)	ID (in)	F1 Dash	F1	C (mm)	CH (mm)	CH1 (mm)
1255929	C18S22411-04040	Crimped	4	6,0	1/4"	4	9/16-18	27,5	14,0	17,0
1255951	C18S22411-06060	Crimped	6	10,0	3/8"	6	11/16-16	31,0	17,0	22,0
1255981	C18S22411-08080	Crimped	8	13,0	1/2"	8	13/16-16	36,1	22,0	24,0
1256030	C18S22411-10100	Crimped	10	16,0	5/8"	10	1-14	40,3	24,0	30,0
1256052	C18S22411-12120	Crimped	12	19,0	3/4"	12	1 3/16-12	44,1	30,0	36,0
1257107	C18S22411-12160	Crimped	12	19,0	3/4"	16	1 7/16-12	50,1	36,0	41,0
1255811	C18S22411-16160	Crimped	16	25,0	1"	16	1 7/16-12	53,1	36,0	41,0
1255813	C18S22411-16200	Crimped	16	25,0	1"	20	1 11/16-12	54,1	41,0	50,0
1255910	C18S22411-20200	Crimped	20	32,0	1 1/4"	20	1 11/16-12	55,9	46,0	50,0
1257108	C18S22411-24240	Crimped	24	38,0	1 1/2"	24	2-12	61,5	50,0	60,0

**// C18S22441 NEW**

**45° ORFS Female**  
**DK ORFS 45**  
**Solid one piece**

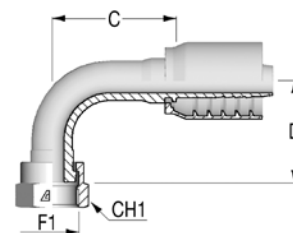


Item Code	Product Code	Nut Type	ID (Dash)	ID (mm)	ID (in)	F1 Dash	F1	C (mm)	D Drop (mm)	CH1 (mm)
1255936	C18S22443-04040	Slip on nut	4	6,0	1/4"	4	9/16-18	38,0	15,0	17,0
1255962	C18S22443-06060	Slip on nut	6	10,0	3/8"	6	11/16-16	48,0	17,0	22,0
1255985	C18S22441-08080	Crimped	8	13,0	1/2"	8	13/16-16	54,0	22,0	24,0
1256035	C18S22443-10100	Slip on nut	10	16,0	5/8"	10	1-14	58,0	17,0	30,0
1256058	C18S22443-12120	Slip on nut	12	19,0	3/4"	12	1 3/16-12	67,0	21,0	36,0
1257149	C18S22441-12120	Crimped	12	19,0	3/4"	12	1 3/16-12	82,0	26,0	36,0
1255836	C18S22441-16160	Crimped	16	25,0	1"	16	1 7/16-12	95,0	28,0	41,0
1255914	C18S22441-20200	Crimped	20	32,0	1 1/4"	20	1 11/16-12	108,0	36,5	50,0

Image: insert with Crimped Nut.

**// C18S22491 NEW**

**90° ORFS Female**  
**Medium Drop**  
**DK ORFS 90M**  
**Solid one piece**



Item Code	Product Code	Nut Type	ID (Dash)	ID (mm)	ID (in)	F1 Dash	F1	C (mm)	D Drop (mm)	CH1 (mm)
1255934	C18S22493-04040	Slip on nut	4	6,0	1/4"	4	9/16-18	30,0	32,0	17,0
1255959	C18S22493-06060	Slip on nut	6	10,0	3/8"	6	11/16-16	43,0	38,0	22,0
1255983	C18S22491-08080	Crimped	8	13,0	1/2"	8	13/16-16	35,0	42,0	24,0
1256033	C18S22493-10100	Slip on nut	10	16,0	5/8"	10	1-14	56,0	44,0	30,0
1256054	C18S22493-12120	Slip on nut	12	19,0	3/4"	12	1 3/16-12	63,0	58,0	36,0
1257120	C18S22491-12120	Crimped	12	19,0	3/4"	12	1 3/16-12	68,0	58,0	36,0
1258676	C18S22493-12160	Slip on nut	12	19,0	3/4"	16	1 7/16-12	70,0	58,0	41,0
1255834	C18S22491-16160	Crimped	16	25,0	1"	16	1 7/16-12	80,0	66,0	41,0
1255912	C18S22491-20200	Crimped	20	32,0	1 1/4"	20	1 11/16-12	101,0	81,0	50,0

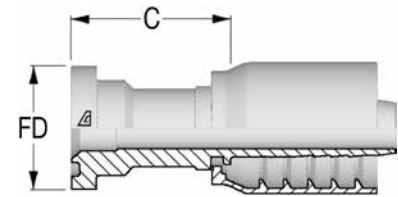
Image: insert with Crimped Nut.

Design and dimensions shown may be changed without prior notice

## // SAE FLANGES

// C18S43310 **NEW**

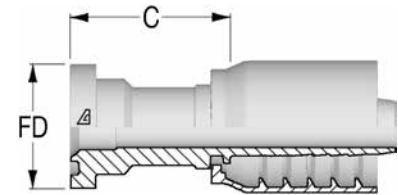
Flange SAE 3000 psi J518 Code 61  
SFL



Item Code	Product Code	ID (Dash)	ID (mm)	ID (in)	F1 Dash	F1	FD (mm)	C (mm)	WP (psi)
1257121	C18S43310-12120	12	19,0	3/4"	12	3/4	38,1	39,5	5000
1257122	C18S43310-12160	12	19,0	3/4"	16	1	44,5	52,0	5000
1255816	C18S43310-16160	16	25,0	1"	16	1	44,5	54,1	5000
1255818	C18S43310-16200	16	25,0	1"	20	1 1/4	50,8	56,6	4000
1255885	C18S43310-20200	20	32,0	1 1/4"	20	1 1/4	50,8	57,5	3000
1257128	C18S43310-24240	24	38,0	1 1/2"	24	1 1/2	60,3	62,5	3000
1258677	C18S43310-32320	32	51,0	2"	32	2	71,4	79,2	3000

// C18S43610 **NEW**

Flange SAE 6000 psi J518 Code 62  
SFS



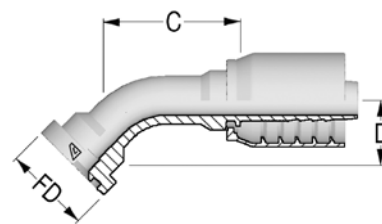
Item Code	Product Code	ID (Dash)	ID (mm)	ID (in)	F1 Dash	F1	FD (mm)	C (mm)	WP (psi)
1257144	C18S43610-12120	12	19,0	3/4"	12	3/4	41,3	53,1	6000
1257147	C18S43610-12160	12	19,0	3/4"	16	1	47,6	56,5	6000
1255823	C18S43610-16120	16	25,0	1"	12	3/4	41,3	59,1	6000
1255820	C18S43610-16160	16	25,0	1"	16	1	47,6	59,1	6000
1255822	C18S43610-16200	16	25,0	1"	20	1 1/4	54,0	66,1	6000
1257999	C18S43610-16240	16	25,0	1"	24	1 1/2	63,5	71,1	6000
1255882	C18S43610-20160	20	32,0	1 1/4"	16	1	47,6	60,0	6000
1254091	C18S43610-20200	20	32,0	1 1/4"	20	1 1/4	54,0	62,2	6000
1257148	C18S43610-20240	20	32,0	1 1/4"	24	1 1/2	63,5	74,0	6000
1257145	C18S43610-24200	24	38,0	1 1/2"	20	1 1/4	54,0	70,0	6000
1254092	C18S43610-24240	24	38,0	1 1/2"	24	1 1/2	63,5	68,5	6000
1257146	C18S43610-24320	24	38,0	1 1/2"	32	2	79,4	88,0	6000
1254093	C18S43610-32320	32	51,0	2"	32	2	79,4	103,0	6000

**// C18S43640 *NEW***

**45° Flange SAE 6000 psi J518 Code 62**

**SFS 45**

**Solid one piece**



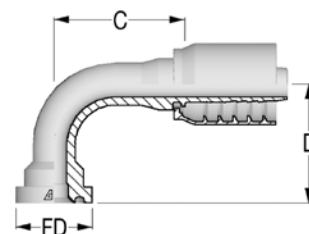
Item Code	Product Code	ID (Dash)	ID (mm)	ID (in)	F1 Dash	F1	FD (mm)	C (mm)	D Drop (mm)	WP (psi)
1257131	C18S43640-12120	12	19,0	3/4"	12	3/4	41,3	75,0	30,0	6000
1257130	C18S43640-12160	12	19,0	3/4"	16	1	47,6	81,0	33,0	6000
1257132	C18S43640-16120	16	25,0	1"	12	3/4	41,3	77,0	29,5	6000
1255844	C18S43640-16160	16	25,0	1"	16	1	47,6	96,7	36,0	6000
1255846	C18S43640-16200	16	25,0	1"	20	1 1/4	54,0	96,0	44,0	6000
1257133	C18S43640-20160	20	32,0	1 1/4"	16	1	47,6	97,0	34,0	6000
1255895	C18S43640-20200	20	32,0	1 1/4"	20	1 1/4	54,0	102,0	41,0	6000
1257134	C18S43640-20240	20	32,0	1 1/4"	24	1 1/2	63,5	111,7	48,0	6000
1257129	C18S43640-24240	24	38,0	1 1/2"	24	1 1/2	63,5	143,0	48,0	6000

**// C18S43690 *NEW***

**90° Flange SAE 6000 psi J518 Code 62**

**SFS 90**

**Solid one piece**



Item Code	Product Code	ID (Dash)	ID (mm)	ID (in)	F1 Dash	F1	FD (mm)	C (mm)	D Drop (mm)	WP (psi)
1257109	C18S43690-12120	12	19,0	3/4"	12	3/4	41,3	65,0	64,0	6000
1257110	C18S43690-12160	12	19,0	3/4"	16	1	47,6	65,0	66,0	6000
1255840	C18S43690-16160	16	25,0	1"	16	1	47,6	75,0	74,0	6000
1257113	C18S43690-16200	16	25,0	1"	20	1 1/4	54,0	79,0	85,0	6000
1257114	C18S43690-20200	20	32,0	1 1/4"	20	1 1/4	54,0	96,0	91,0	6000
1257115	C18S43690-20240	20	32,0	1 1/4"	24	1 1/2	63,5	99,0	103,5	6000
1257111	C18S43690-24240	24	38,0	1 1/2"	24	1 1/2	63,5	114,0	109,0	6000
1257112	C18S43690-32320	32	51,0	2"	32	2	79,4	168,0	134,0	6000

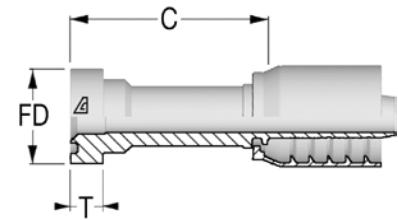


Design and dimensions shown may be changed without prior notice

## // SUPERCAT FLANGES

// C18S43910 **NEW**

## Flange SUPERCAT

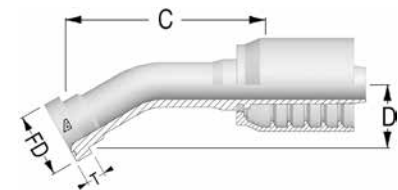


Item Code	Product Code	ID (Dash)	ID (mm)	ID (in)	F1 Dash	F1	FD (mm)	T (mm)	C (mm)
1257116	C18S43910-12120	12	19,0	3/4"	12	3/4	41,3	14,3	85,5
1257118	C18S43910-12160	12	19,0	3/4"	16	1	47,6	14,3	87,0
1255829	C18S43910-16160	16	25,0	1"	16	1	47,6	14,3	95,1
1255831	C18S43910-16200	16	25,0	1"	20	1 1/4	54,0	14,3	95,1
1255887	C18S43910-20200	20	32,0	1 1/4"	20	1 1/4	54,0	14,3	91,0
1257117	C18S43910-24240	24	38,0	1 1/2"	24	1 1/2	63,5	14,3	88,0

// C18S43930 **NEW**

## 30° Flange SUPERCAT

## Solid one piece

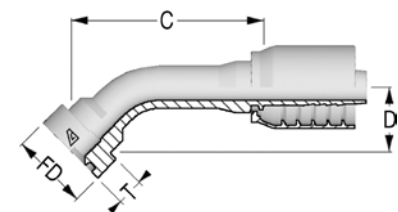


Item Code	Product Code	ID (Dash)	ID (mm)	ID (in)	F1 Dash	F1	FD (mm)	T (mm)	C (mm)	D Drop (mm)
1257181	C18S43930-12120	12	19,0	3/4"	12	3/4	41,3	14,3	113,0	24,0
1257546	C18S43930-12160	12	19,0	3/4"	16	1	47,6	14,3	118,0	26,5
1257180	C18S43930-16160	16	25,0	1"	16	1	47,6	14,3	138,0	27,0

// C18S43940 **NEW**

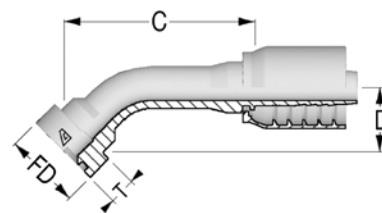
## 45° Flange SUPERCAT

## Solid one piece



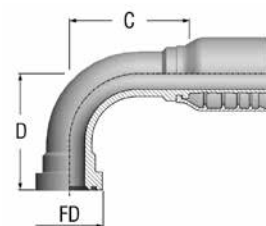
Item Code	Product Code	ID (Dash)	ID (mm)	ID (in)	F1 Dash	F1	FD (mm)	T (mm)	C (mm)	D Drop (mm)
1257158	C18S43940-12120	12	19,0	3/4"	12	3/4	41,3	14,3	107,0	33,7
1258678	C18S43940-12160	12	19,0	3/4"	16	1	47,6	14,3	112,0	34,0
1255856	C18S43940-16160	16	25,0	1"	16	1	47,6	14,3	129,0	42,5
1255858	C18S43940-16200	16	25,0	1"	20	1 1/4	54,0	14,3	128,0	40,0
1257159	C18S43940-20200	20	32,0	1 1/4"	20	1 1/4	54,0	14,3	149,0	45,0

**// C18S43960 *NEW***  
**60° Flange SUPERCAT**  
**Solid one piece**



Item Code	Product Code	ID (Dash)	ID (mm)	ID (in)	F1 Dash	F1	FD (mm)	T (mm)	C (mm)	D Drop (mm)
1258679	C18S43960-12120	12	19,0	3/4"	12	3/4	41,3	14,3	92,6	46,0
1258680	C18S43960-12160	12	19,0	3/4"	16	1	47,6	14,3	95,6	48,5
1255860	C18S43960-16160	16	25,0	1"	16	1	47,6	14,3	116,0	59,0
1255862	C18S43960-16200	16	25,0	1"	20	1 1/4	54,0	14,3	116,0	57,0

**// C18S43990 *NEW***  
**90° Flange SUPERCAT**  
**Solid one piece**



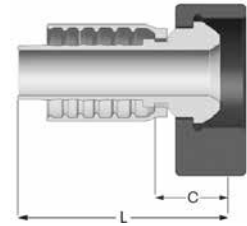
Item Code	Product Code	ID (Dash)	ID (mm)	ID (in)	F1 Dash	F1	FD (mm)	T (mm)	C (mm)	D Drop (mm)
1257151	C18S43990-12120	12	19,0	3/4"	12	3/4	41,3	14,3	67,0	67,0
1257152	C18S43990-12160	12	19,0	3/4"	16	1	47,6	14,3	69,0	70,0
1255852	C18S43990-16160	16	25,0	1"	16	1	47,6	14,3	85,0	79,0
1255854	C18S43990-16200	16	25,0	1"	20	1 1/4	54,0	14,3	80,0	82,5
1255901	C18S43990-20200	20	32,0	1 1/4"	20	1 1/4	54,0	14,3	96,0	93,0
1257150	C18S43990-20240	20	32,0	1 1/4"	24	1 1/2	63,5	14,3	97,0	101,0
1257153	C18S43990-24240	24	38,0	1 1/2"	24	1 1/2	63,5	14,3	117,0	109,0

Design and dimensions shown may be changed without prior notice

## // HAMMER UNION

// C18S13F13 **NEW**

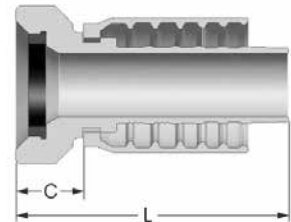
Male Hammer Union Fig. 1502 Integral Fitting with Lug Nut



Item Code	Product Code	ID (Dash)	ID (mm)	ID (in)	C (mm)	L (mm)
1257190	C18S13F13-32320	32	51,0	2"	65,2	153,2

// C18S23F10 **NEW**

Female Hammer Union Fig. 1502 Integral Fitting with Rubber Ring



Item Code	Product Code	ID (Dash)	ID (mm)	ID (in)	C (mm)	L (mm)
1257189	C18S23F10-32320	32	51,0	2"	61,7	149,7

# THE ALFAGOMMA GROUP



**ARGENTINA – Buenos Aires**  
Moreno Store Center  
Belisario Roldán 2616 - CP. 1744  
La Reja - Bs. As.  
+54 (11) 5365-6062/6063

**AUSTRALIA – Sydney**  
50 Honeycomb Drive  
Eastern Creek  
Sydney, NSW 2766  
+61 (2) 98 53 09 00  
sydney@alfagomma.com.au

**BELGIUM & NETHERLANDS – Benelux**  
Koeweideblock 4/D3  
1785 Merchtem  
+32 (0)52 509 747  
info.benelux@alfagomma.com

**BRAZIL – Guaraniésia**  
Rua Felice Gennasio 401  
Distrito Ind. Dr. Firmino Rocha de Freitas  
37810-000 - Guaraniésia, MG - Brasil  
+55 (35) 35 55 0408  
contato@alfagomma.com.br

**CANADA – Montreal**  
6550 Abrams  
St. Laurent, Montreal  
Quebec H4S 1Y2  
+1 (514) 33 35 577  
info@alfagomma.ca

**CHINA – Ningbo**  
No. 1 Cidong South Avenue  
Coastal Economic Development Zone  
Cixi, Zhejiang, China 315311  
+86 (574) 88 15 72 88  
alfagomma.china@alfagomma.com.cn

**FRANCE – Villepinte**  
Le Sisley – Parc d'activité Paris Nord 2  
23 Allée des Impressionnistes  
93420 Villepinte  
+33 (1) 48172121  
agfrance.info@alfagomma.com

**GERMANY – Herne**  
Friedrich der Grosse 10  
44628 Herne  
+49 (2323) 14 730  
info.germany@alfagomma.com

**GREECE – Athens**  
85 Kifissou Avenue  
12241 Aigaleo, Athens  
+30 (210) 41 19 909  
info.hellas@alfagomma.com

**INDONESIA – Tigaraksa**  
JL. Raya Pemda Tigaraksa km. 4  
No 34, Matagara  
Tigaraksa, Tangerang 15720  
+62 (21) 59 96 301  
jakarta@alfagomma.co.id

**ITALY – Vimercate**  
Via Torri Bianche 1  
20871 Vimercate (MB)  
+39 (039) 60 161  
info@alfagomma.com

**MALAYSIA – Pasir Gudang**  
Plo 405, Jalan Perak 4  
81707 Pasir Gudang  
Negeri Johor Darul Takzim  
+60 (7) 25 72 000  
alfagomma@alfagomma.com.my

**MEXICO – Torreón**  
Av. Industria de la transformacion  
Parque Pymes 585  
27400 Torreón, Coahuila  
+52 8713125026  
alfagomma.mexico@alfagomma.com

**SINGAPORE**  
14 Tuas Ave 11  
Singapore 639080  
+65 6360 9000  
alfagomma@alfagomma.com.sg

**SOUTH AFRICA – Johannesburg**  
17 Quark Crescent Linbro Business Park  
Sandton 2065  
+27 (11) 20 10 900  
alfagomma@alfagomma.co.za

**SOUTH KOREA – Hwasung**  
15 Julteo Gil  
Yangkam-Myun, Hwasung-Si  
Kyungki-Do 18630  
+82 (31) 35 28 671  
alfagomma@alfagomma.co.kr

**THAILAND – Bangkok**  
60/21 Moo.4 King Kaew Road  
Racha Thewa SubDistrict, Bang Phli District  
Samut Prakan Province, 10540  
+66 (0) 2 136 2388  
sales@alfagomma.co.th

**UNITED KINGDOM – Haydock**  
43 Wilcock Road  
Old Boston Trading Estate Haydock  
St. Helens WA11 9TG  
+44 (1942) 40 76 80  
haydock.sales@alfagomma.com

**UNITED STATES OF AMERICA – Burlington**  
3520 West Avenue  
IA 52601 Burlington  
+1 (319) 75 89 224  
info@alfagomma.us



**DENMARK – KOLDING**  
Kokholm 5  
6000 Kolding  
+45 (43) 25 40 00  
kundeservice@dunlophiflex.dk

**ESTONIA – Tallin**  
Läike tee 32/1 - Peetri alevik,  
Rae vald - 75312 Harjumaa (Tallinn)  
+372 (0) 605 4900  
tallinn@dunlophiflex.ee

**FINLAND – Pirkkala**  
Jasperintie 320  
33960 Pirkkala  
+358 (207) 625 700  
info@dunlophiflex.fi

**NORWAY – Kjeller**  
Jogstadveien 39  
Pb. 7, 2027 Kjeller  
2007 Kjeller  
+47 (23) 00 47 00  
sales@dunlophiflex.no

**SWEDEN – Halmstad**  
Kistinge Industriområde  
Seldonsvagen 2  
30180 Halmstad  
+46 (104) 14 44 04  
halmstad@dunlophiflex.se



**GERMANY – Ettlingen**  
Pforzheimer Str. 126  
76275 Ettlingen  
+49 (7243) 50 550  
info@argus-fluidtechnik.de

**UNITED KINGDOM – Salisbury**  
Telford Road  
Salisbury, Wiltshire SP2 7PH  
+44 (1722) 42 05 90  
sales@hiflex-europe.com



**UNITED KINGDOM – Sleaford**  
Kiowa Ltd, The Reservation, East Road  
Sleaford, Lincolnshire, NG34 7BY  
+44 (0) 1529 416200  
sales@kiowa.co.uk



**HEADQUARTER**  
**Alfagomma SpA**  
Via Torri Bianche 1  
20871 Vimercate (MB) Italy  
marketing@alfagomma.com  
www.alfagomma.com